



"Telecommunication Products to solve Telecommunication Problems"


# CK-1A8 Promotion-On-Hold Module

For the AT&T TL86103  
2 line telephone

12/17/15

## Introduction

Thank you for purchasing the Skutch CK-1A8 Promotion-On-Hold Module for the AT&T TL86103 two line expanded phone system. This unit will ONLY provide Promotion-On-Hold to calls placed on HOLD on the two analog telephone lines from this phone. It will not provide Promotion-On-Hold on any Cell Phone that has been PAIRED to this phone. The CK-1A8 ONLY works with this phone model. The CK-1A8 is a true plug and play device. This unit requires an external sound source such as a CD or Digital Player to provide the Promotion-On-Hold audio. When a call is placed ON HOLD, from the base or any of it's cordless phones, the ON HOLD caller will hear the Promotion-On-Hold audio. When the line is re-answered, the audio automatically stops. It's that simple!



CK-1A8 Installed on TL86103

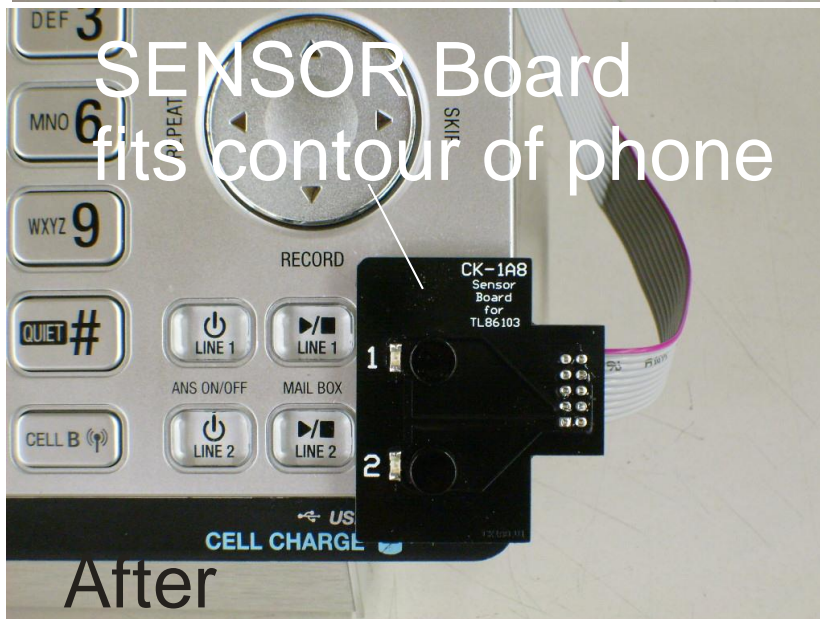

## Installation

The SENSOR Board MUST be attached to the phone or this unit will not function. The Sensor board has been custom molded to fit the TL86103 telephone so alignment is very

easy. The SENSOR board completely covers the Line 1 and Line 2 push buttons on the phone.

- 1- Make sure that the surface on the telephone is clean and free of dust and/or oil.
- 2- Peel the paper protectors off back side of the "SENSOR BOARD" . Carefully slide SENSOR board snug against corner of phone as shown in Fig. 2. The Sensor Board MUST completely cover the line selector buttons on the phone. Once you are SURE it is aligned correctly, press down firmly to adhere to phone.

**CAUTION:** The SENSOR BOARD must be mounted and aligned correctly or the unit will not operate. If you need to remove the SENSOR BOARD once it is attached, slowly lift up on one edge of the SENSOR BOARD.



3- Position the CK-1A8 box under the base telephone with the jacks facing towards the back of the phone. (See Fig. 3).

4- Connect the short modular cord from [1&2 to Phone] on the CK-1 to the [LINE 1/L1+L2] jack on the bottom of the Phone.

5- Connect a MOD cord from Telephone Wall Jack 1&2 to [1&2 to Line] on CK-1.

6- Connect one end of the audio cord to the CK-1A8 AUDIO IN jack. Connect the other end to the output of your audio player. Do NOT use the supplied Audio Adapter on the CK1A8 side.


7- Connect the POWER CUBE from the CK-1 box to 115VAC power.

## Testing the System:

1- Pickup line 1 on your telephone. The line one Green LED on the SENSOR BOARD should light up. Repeat this test for line 2.

2. If both lines light up when picked up, the CK-1 is working properly. If the lights on the SENSOR BOARD do not light up, then

- a) Make sure that the CK-1 and Phone is connected to power.
- b) Make sure that the SENSOR BOARD is aligned properly. (Fig 2)



## **I hear Music when I pick up the phone**

It is normal to hear a burst of music when a call is picked up from a HOLD condition. The maximum length of the burst should be under 2 seconds. This is normal.

## **Lights on CK-1 Box.**

When you place a line on HOLD, the corresponding LED on the rear of the CK-1A8 box lights up to confirm the Promotion-On-Hold condition. When the CK-1A8 is plugged into power, these lights will flash three times then will go out.

## **Using Other Phones with the TL86103 phone**

This AT&T phone system can be used with other makes and models of phones, but when the other phones are placed ON HOLD, the caller will not hear Music On Hold.

## **Tech Support - 916-786-6186**

If you have any problems getting the unit to work properly feel free to give us a call. Technical Support is available between the hours of 7:30 AM and 4:30 PM Pacific Time, Monday through Friday.

## **• ONE YEAR LIMITED WARRANTY**

This SKUTCH PRODUCT is warranted against defects for a period of one (1) year from the date of the original invoice. Within this period, we will repair it without charge for parts and labor. To obtain warranty service the product must be returned, at the customer's expense, to SKUTCH Electronics along with a copy of the original invoice. After the unit has been repaired, SKUTCH will ship the PRODUCT back via UPS GROUND service at our expense, only within the Continental United States . If any other form of return shipment is requested, the customer will pay for 100% of the shipping cost.

This Warranty does not apply if in the sole opinion of SKUTCH Electronics, the PRODUCT has been damaged by lightning or any other Acts of God, or by accident, misuse, neglect, or improper packing, shipping, modification or servicing by other than an authorized SKUTCH Service Center.

EXCEPT AS SPECIFICALLY PROVIDED IN THIS AGREEMENT, THERE ARE NO OTHER WARRANTIES, EXPRESSED OR IMPLIED, INCLUDING, BUT NOT LIMITED TO, ANY IMPLIED WARRANTIES OR MERCHANTABILITY OR FITNESS FOR A PARTICULAR PURPOSE AND IN NO EVENT SHALL SKUTCH ELECTRONICS BE LIABLE FOR LOSS OF PROFITS OR BENEFITS, INDIRECT, SPECIAL, CONSEQUENTIAL OR OTHER SIMILAR DAMAGES ARISING OUT OF ANY BREACH OF THIS WARRANTY OR OTHERWISE.