




"Telecommunication Products to solve Telecommunication Problems"

CK-1A2 Promotion-On-Hold Adapter (For AT&T E2562)

2/14/06

Introduction

Thank you for purchasing the Skutch CK-1A2 Promotion-On-Hold Adapter for the AT&T E2562 two line cordless phone system. The CK-1A2 is a true plug and play device. The unit does not require any "Learning" to operate. When a call is placed ON HOLD from the base set, or any one of the cordless phones, the caller will hear the Promotion-On-Hold audio. When the line is re-answered, the audio automatically stops. It's that simple!



Installation (1 Mod Cord)

1- Turn the phone upside down and connect the short modular cable from the CK-1A2 box to the AT&T E2562 telephone jack that is labeled "LINE 1/ L1+L2". (See Fig. 1).




Fig. 1



Fig. 2

2- Set the phone on the CK-1A2 box as shown in Figure #2.

3- Connect the audio cord from your audio source, to the AUDIO IN jack on the back of the CK-1 box. For DIGITAL units use the cable that comes with the player, not ours.




Fig. #3

4- Connect a MOD cord from Telephone Wall Jack 1&2 to [1&2 Line on CK-1A2], as shown in Fig. #3.

5- Locate the CK-1A2 "SENSOR BOARD", peel off the protector paper from the



Fig.4



bottom of the sensor board, and carefully place it OVER the LINE 1 and LINE 2 indicator LEDS on the AT&T base set as shown in Fig. #4. Make sure the holes in the back of the Sensor Board are directly over the lights above the button.


6- Connect the Sensor Cable to the Sensor Board as shown in Fig. #4. Make sure that the "Down" sticker on the "Flat Cable" connector faces down.

7- Connect the POWER CUBE from the CK-1 box to 115VAC power. That's it!

\

Installation (Two Mod Cords)

If your phone is installed with two telephone cords, one for line 1 and another for line 2, then you will have to use the enclosed adapter to convert the two separate cords to a single double line cord. Once this is done you can follow the Installation (Single Mod Cord) instructions.



Testing the System:

1- Pickup line 1 on your telephone. The No."1" LED on the CK-1A2 Sensor Board should light up. Hang up.

2- Repeat this test for line 2. If both lines light up when picked up, the CK-1A2 is working properly. If either light does not light up, then

- a) Make sure that the CK-1A2 and Telephone is connected to power.
- b) Make sure that the SENSOR BOARD is aligned properly.

Lights on CK-1 Box.

When you place a line on HOLD, the corresponding LED on the rear of the CK-1A2 box lights up to confirm the Promotion-On-Hold condition.

Using Other models of telephones

The CK-1A2 will ONLY provide Promotion-On-Hold audio when a call is placed ON HOLD from the AT&T E2562 base or any of its cordless telephones. Other models of telephones can be used with the AT&T E2562, but the Promotion On Hold audio will not be played to calls placed ON HOLD from these telephones.

Tech Support - 916-786-6186

If you have any problems getting the unit to work properly feel free to give us a call. Technical Support is available between the hours of 7:30 AM and 4:30 PM Pacific Time, Monday through Friday.

• ONE YEAR LIMITED WARRANTY

This SKUTCH PRODUCT is warranted against defects for a period of one (1) year from the date of the original invoice. Within this period, we will repair it without charge for parts and labor. To obtain warranty service the product must be returned, at the customer's expense, to SKUTCH Electronics along with a copy of the original invoice. After the unit has been repaired, SKUTCH will ship the PRODUCT back via UPS GROUND service at our expense. If any other form of return shipment is requested, the customer will pay for 100% of the shipping cost.

This Warranty does not apply if in the sole opinion of SKUTCH Electronics, the PRODUCT has been damaged by lightning or any other Acts of God, or by accident, misuse, neglect, or improper packing, shipping, modification or servicing by other than an authorized SKUTCH Service Center. EXCEPT AS SPECIFICALLY PROVIDED IN THIS AGREEMENT, THERE ARE NO OTHER WARRANTIES, EXPRESSED OR IMPLIED, INCLUDING, BUT NOT LIMITED TO, ANY IMPLIED WARRANTIES OR MERCHANTABILITY OR FITNESS FOR A PARTICULAR PURPOSE AND IN NO EVENT SHALL SKUTCH ELECTRONICS BE LIABLE FOR LOSS OF PROFITS OR BENEFITS, INDIRECT, SPECIAL, CONSEQUENTIAL OR OTHER SIMILAR DAMAGES ARISING OUT OF ANY BREACH OF THIS WARRANTY OR OTHERWISE.